



Maximise MEP Productivity: Unlock the Power of Bluebeam

In this definitive guide, explore how MEP professionals are using Bluebeam to overcome common industry challenges – from inefficient communication to time-consuming markups and more.



About Bluebeam's Digital Collaboration Tools

Bluebeam is a powerful tool that transforms how mechanical, electrical and plumbing (MEP) professionals manage markups, documentation and collaboration.

This guide covers essential ways Bluebeam can drive productivity for MEP teams, offering alternatives to traditional, paper-based processes.


Precision Tools for Quantity Surveys, Estimation and Workflow Management

Bluebeam provides a suite of tools tailored to MEP professionals for precise calculations, efficient workflows and improved collaboration.

Key Features:

- **Advanced Quantity Survey Tools:** Measure lengths, areas and volumes accurately with customisable tools for each trade.
- **Streamlined Estimation:** Simplify quantity surveys, reduce errors and create accurate bids to improve project planning.
- **Customisable Markups:** Add discipline-specific annotations and symbols to enhance clarity and communication.
- **Workflow Tracking:** Track defect items, RFIs and submittals in one place, ensuring no detail is missed.
- **Centralised Document Management:** Store and manage project files in a single, organised location for real-time collaboration.

Bluebeam helps MEP teams work smarter, improve accuracy and streamline complex workflows.



How Bluebeam Empowers MEP Teams to Compete and Thrive

For small firms and solo professionals, Bluebeam delivers maximum value with minimal investment.

Why MEP Teams Choose Bluebeam:

- > **Polished, Professional Results:** Produce precise, high-quality documents that showcase expertise.
- > **Compete with Larger Firms:** Advanced tools level the playing field with bigger competitors.
- > **Optimise Resources:** Automate tasks and streamline workflows to save time and budget.
- > **Stay Agile:** Real-time collaboration enables teams to adapt quickly to changes.

A Flexible Investment

Bluebeam integrates seamlessly with tools like Revit and AutoCAD, enhancing existing setups without added costs. It's a scalable, cost-effective solution to help teams grow their business while delivering top-tier results.





Overcoming Traditional MEP Workflow Challenges

Outdated, paper-based workflows create inefficiencies, errors and delays. Bluebeam eliminates these challenges with digital tools.






Common Challenges Solved:

- > **Inefficient Communication:** Digital updates keep office and field teams aligned.
- > **Time-Consuming Revisions:** Streamline markups and eliminate repetitive manual edits.
- > **Human Error:** Digital tools reduce mistakes and ensure accuracy.
- > **Document Storage:** Centralised, digital files are easy to retrieve and share.
- > **Environmental Impact:** Transitioning to digital workflows reduces paper waste and promotes sustainability.



Benefits of Bluebeam for MEP Professionals

Bluebeam transforms MEP workflows with tools that improve collaboration, accuracy and efficiency.

Key Benefits:

-  **Enhanced Collaboration:** Real-time updates and tools like Studio Sessions and Studio Projects keep teams connected and aligned.
-  **Improved Accuracy:** Digital markups and audit trails ensure precision and accountability.
-  **Faster Review and Approval:** Streamlined workflows reduce waiting times and speed up approvals.
-  **Better Document Management:** Version control and centralised storage keep files organised and accessible.
-  **Sustainable Practices:** Reduce paper waste with digital solutions that support environmental goals.

Bluebeam Studio Explained:

-  **Studio Sessions:** Collaborate in real time with markups, reviews and live communication.
-  **Studio Projects:** Securely store, organise and access project files in a centralised location.

With Bluebeam, MEP teams can eliminate inefficiencies, reduce errors and deliver projects faster – all while supporting sustainable, digital-first workflows.


SUCCESS SNAPSHOT 1

How Lighthouse Electric Used Bluebeam to Power Digital Transformation

As part of a strategic audit to modernise operations, Lighthouse Electric identified a key need: digitise workflows to boost efficiency and enable streamlined collaboration. The company turned to Bluebeam to drive this transformation.

With Bluebeam's suite of digital tools, Lighthouse achieved:

- **Process Standardisation:** Transitioning from paper to digital workflows allowed teams to work from one accurate source, reducing errors and ensuring consistency.
- **Enhanced Collaboration:** Bluebeam's cloud-based features enabled seamless sharing of documents, updates and project data across locations in real time.
- **Improved Efficiency:** Digitising tasks that were previously manual saved significant time and reduced redundancies, allowing teams to focus on high-impact work.





SUCCESS SNAPSHOT 2

How Ignite Architects Transformed Collaboration with Bluebeam

Ignite Architects, a firm with studios across New Zealand and Australia, faced challenges in document management and collaboration due to outdated workflows and tools. To enhance efficiency and communication, the firm turned to Bluebeam's digital solutions.

By integrating Bluebeam into its operations, Ignite Architects achieved:

- Streamlined Collaboration:** Bluebeam's Studio Sessions enabled real-time digital markups, eliminating the need for manual printing and scanning, and fostering efficient workflows.
- Enhanced Communication:** Teams across different locations and time zones could work simultaneously on the same documents, improving coordination and reducing manual errors.
- Increased Efficiency:** The intuitive tools and customisable toolsets in Bluebeam reduced the time required for manual processes, allowing the team to work more productively.

SUCCESS SNAPSHOT 3

How CCI Mechanical Enhanced Project Delivery with Bluebeam

CCI Mechanical, a design-build mechanical contractor specialising in HVAC and plumbing systems for commercial and industrial facilities, sought to improve communication and efficiency across all project phases. To achieve this, the company integrated Bluebeam into its workflows.

By adopting Bluebeam, CCI Mechanical realised:

- **Improved Collaboration:** Using Bluebeam's Studio Sessions, teams – including engineers, fabricators, project managers and field foremen – collaborated in real time, reducing the need for traditional design review meetings.
- **Enhanced Efficiency:** The use of tool sets, profiles and layers in Bluebeam led to a 50% time saving in system design creation.
- **Streamlined Documentation:** Bluebeam facilitated the creation of detailed operations & maintenance (O&M) manuals in just five hours, significantly faster than the traditional two-day process.





SUCCESS SNAPSHOT 4

How Plumco Optimised Project Coordination with Bluebeam

Plumco, a building services engineering firm operating across the United Kingdom, found traditional methods limiting when it came to managing complex documentation and coordinating with multiple stakeholders. Seeking to streamline its processes and enhance overall project efficiency, Plumco implemented Bluebeam's digital solutions.

By integrating Bluebeam into its workflows, Plumco achieved:

- Improved Document Control:** Digital markups and centralised file management reduced miscommunication and kept everyone on the same page.
- More Accurate Estimations:** Advanced measurement tools enabled precise calculations, helping Plumco deliver more accurate bids and forecasts.
- Enhanced Collaboration:** Remote teams and field staff accessed up-to-date documents in real time, supporting faster decision-making and more efficient project execution.


SUCCESS SNAPSHOT 5

How MechWest Streamlined Engineering Drafting with Bluebeam

MechWest, an Australian mechanical and structural engineering drafting firm, grappled with managing complex project documentation and keeping stakeholders aligned. Determined to improve efficiency, accuracy and turnaround times, the company turned to Bluebeam's digital collaboration platform.

With Bluebeam, MechWest achieved:

- **Enhanced Collaboration:** Real-time markups and centralised document sharing allowed team members to stay connected, reducing delays and ensuring everyone worked from the most current information.
- **Greater Accuracy:** Advanced measurement and markup tools improved consistency in documentation, helping MechWest deliver quality results while minimising costly revisions.
- **Accelerated Project Delivery:** Streamlined digital workflows replaced manual processes, enabling MechWest to meet deadlines more reliably and maintain a competitive edge.





Jason McCarty

Veteran electrician and member of IBEW Local 48

MEP Professional Spotlight: Rosendin's Jason McCarty

In an environment defined by tight deadlines, complex systems and evolving client demands, digital collaboration tools like Bluebeam give MEP contractors a crucial edge.

Jason McCarty, a 33-year veteran electrician and member of IBEW Local 48, now develops field leaders at Rosendin Electric. He explains how Bluebeam has transformed his workflows, helped him tackle industry challenges and enabled him to mentor others in field leadership and construction technology.

Transforming MEP Workflows with Bluebeam

For electricians like McCarty, Bluebeam provides tools that go beyond basic markups. The software helps those planning work develop visual representations that become invaluable when communicating expectations to those making installations. Additionally, documenting work within a digital cloud-based environment improves the likelihood that every team member has access to the most up-to-date information. This eliminates uncertainty often present when managing a project using paper documentation.

Delivering Value in a Tech-Saturated Industry

Scepticism towards new technology is a constant in the construction industry. McCarty notes that many still see it as a flashy nuisance that hasn't fully delivered on its promises.

‘The reality is our industry has been inundated with so much technology in the past two decades that it has become more daunting for project teams to sift through all the options and determine which ones truly provide clear value,’ he said.

‘Bluebeam’s tools allow any trade to customise workflows, improving planning and communication. MEP detailers who master its features can create precise installations and access reliable material and equipment takeoffs through the Markups List, making them invaluable to their teams.’

Custom Toolsets for Specific Trades

By customising tools for specific needs, Bluebeam allows every trade to draw exactly what they need to make an installation. For electricians, this might take the form of unique conduit types, junction boxes, light fixtures, etc.

‘Accurate takeoffs make it easier to estimate installation time,’ McCarty said. ‘Without markups or takeoffs, you might guess you need 500 to 600 feet of 1” EMT. But with a custom 1” EMT tool in Bluebeam, drawing conduit runs point to point might reveal you only need 350 to 400 feet. Clear, precise measurements set realistic productivity expectations for your teams.’

Overcoming Resistance to Technology

Despite the clear benefits of Bluebeam, the transition from traditional paper-based methods can be difficult. McCarty emphasises that leadership support is key to overcoming resistance and ensuring the technology is embraced throughout the company.

Moving Past Scepticism

‘One thing I have learned after more than three decades in the industry is that change seems to move slower than what I experience in other parts of my life outside of work. People are creatures of habit, and we tend to want to stick with what has allowed us to be successful within our given trade.’

‘Speaking from my own experience,’ he continued, ‘it can be intimidating and unnerving to step into the unknown, even when we know change is inevitable. Obviously, there is a divide generationally. Younger field leaders I work with get excited and want to push technology to its limits, while my generation and older tend to resist.’





McCarty's Experience with Bluebeam

McCarty's journey with Bluebeam has been hands-on and almost entirely self-taught, so he now uses his own experience to ensure others have the support they deserve. 'When I first started using Bluebeam, the company I worked for did not provide formal training,' he said. 'To find yourself sitting at a computer being asked to perform complicated tasks without guidance is both confusing and frustrating.'

Learning by Doing

As McCarty struggled while first learning Bluebeam, he worked with a colleague who was in the same predicament. 'After working side by side for a few days, we looked at each other and said, "Do you know how to do what they are asking of us?" Once he and I determined we were on our own, we committed ourselves to learning everything we could about using Bluebeam to plan and detail our work. As our skill sets progressed, we began to contemplate what a custom-built Bluebeam training might look like.'

Training the Next Generation

McCarty's personal success with Bluebeam drives his passion for training others, which is his primary role with Rosendin. His classes aim to empower electrical professionals to embrace the technology, and he encourages them to continually build skill sets that will ensure their careers are filled with growth and opportunity.

The Future of MEP Workflows with Bluebeam

Bluebeam has proven itself to be a game-changer for MEP professionals, McCarty said, particularly electricians, by simplifying workflows, improving collaboration and reducing errors.

As McCarty points out, while the industry may be behind in adopting digital tools, Bluebeam offers a solid starting point for teams to begin their digital transformation journey.

‘Bluebeam is the gateway into technology ... it’s going to take some purpose, it’s going to take some dedication for a company and/or any individual,’ he said.

By adopting Bluebeam, MEP professionals can bridge the gap between traditional methods and modern digital workflows, improving their efficiency, communication and job satisfaction.





Implementing Bluebeam in MEP Firms

Successfully adopting Bluebeam in your MEP firm requires thoughtful planning and clear communication to address potential challenges and ensure a smooth transition. Whether overcoming resistance to change, providing tailored training or addressing IT and security considerations, a strategic approach will maximise the value of your investment.

Overcoming Resistance to Change

- > **Address Concerns Early:** Engage teams from the beginning, addressing common concerns about moving away from paper-based methods.
- > **Communicate Benefits:** Highlight time and efficiency improvements to gain buy-in from team members.
- > **Stakeholder Engagement:** Address scepticism about changing existing tools.
- > **Evaluate Compatibility with Existing Tools:** Assess how Bluebeam integrates with other software your team uses, such as CAD tools, project management platforms or BIM systems. Highlight Bluebeam's interoperability and its ability to seamlessly work with various platforms, ensuring a smooth transition without disrupting established workflows.

Training for a Smooth Transition

- **Training Resources:** Bluebeam offers online tutorials, courses and webinars to help users become proficient quickly.
- **Customised Training Sessions:** Consider on-site or role-specific training to ensure MEP teams understand how Bluebeam fits into their unique workflows.

IT and Data Security Considerations

- **Secure Data:** Bluebeam provides tools to protect sensitive data, making it suitable for handling confidential MEP information.
- **Collaboration with IT:** Ensure Bluebeam integrates smoothly into existing IT infrastructure for a seamless experience.





Future Trends in Digital Markup Technology



The world of digital markup technology is rapidly evolving, bringing innovative solutions that can transform how MEP professionals work. From artificial intelligence (AI) driving automated insights to immersive virtual and augmented reality (VR/AR) tools enhancing design visualisation, the future holds exciting possibilities.

These advancements, coupled with cloud-based collaboration, are reshaping workflows, enabling seamless integration with other software and ensuring that teams remain connected and productive, regardless of location.



AI and Integration Opportunities

-  **Automated Analysis:** AI tools are beginning to offer automated review and markup suggestions, streamlining workflows.
-  **Integration Potential:** Connect Bluebeam with other project management and building information modelling (BIM) tools for improved data flow and productivity.

Virtual and Augmented Reality Applications

-  **Immersive Markups:** Virtual and augmented reality allow teams to view and annotate project designs in 3D environments.
-  **Field Visualisation:** These technologies bring additional value to MEP professionals, helping to visualise and assess systems in the project space.

Cloud-Based Collaboration Advancements

-  **Always Up to Date:** Cloud-based tools ensure all team members have access to the latest project updates.
-  **Enhanced Remote Collaboration:** Real-time access to project documents improves coordination between field and office teams, regardless of location.



Conclusion and Call to Action

Adopting digital collaboration tools like Bluebeam isn't just a short-term solution – it's an investment in the long-term success of your MEP firm. By embracing these tools, you can achieve sustainable improvements that boost efficiency, reduce costs and minimise environmental impact.

Bluebeam also positions your team to stay competitive and future-ready, enabling you to adapt to industry advancements and exceed client expectations.

The Long-Term Digital Collaboration Benefits for MEP Firms

- Sustainable Improvements:** Digital tools like Bluebeam provide enduring advantages in terms of efficiency, cost savings and reduced environmental impact.
- Future-Ready MEP Teams:** Bluebeam equips MEP firms with the tools they need to adapt to industry advancements and client expectations.

Transform Your MEP Workflows with Bluebeam

Learn More. Discover how ASt Store
and Bluebeam can help your
team build smarter and faster.
www.aststore.com.au

Contact
1300 672 888

